
MTA LONG ISLAND RAIL ROAD

MONTHLY RIDERSHIP REPORT

SEPTEMBER 2013

SEPTEMBER 2013 RIDERSHIP AND REVENUE REPORT

MTA LONG ISLAND RAIL ROAD

EXECUTIVE SUMMARY

September

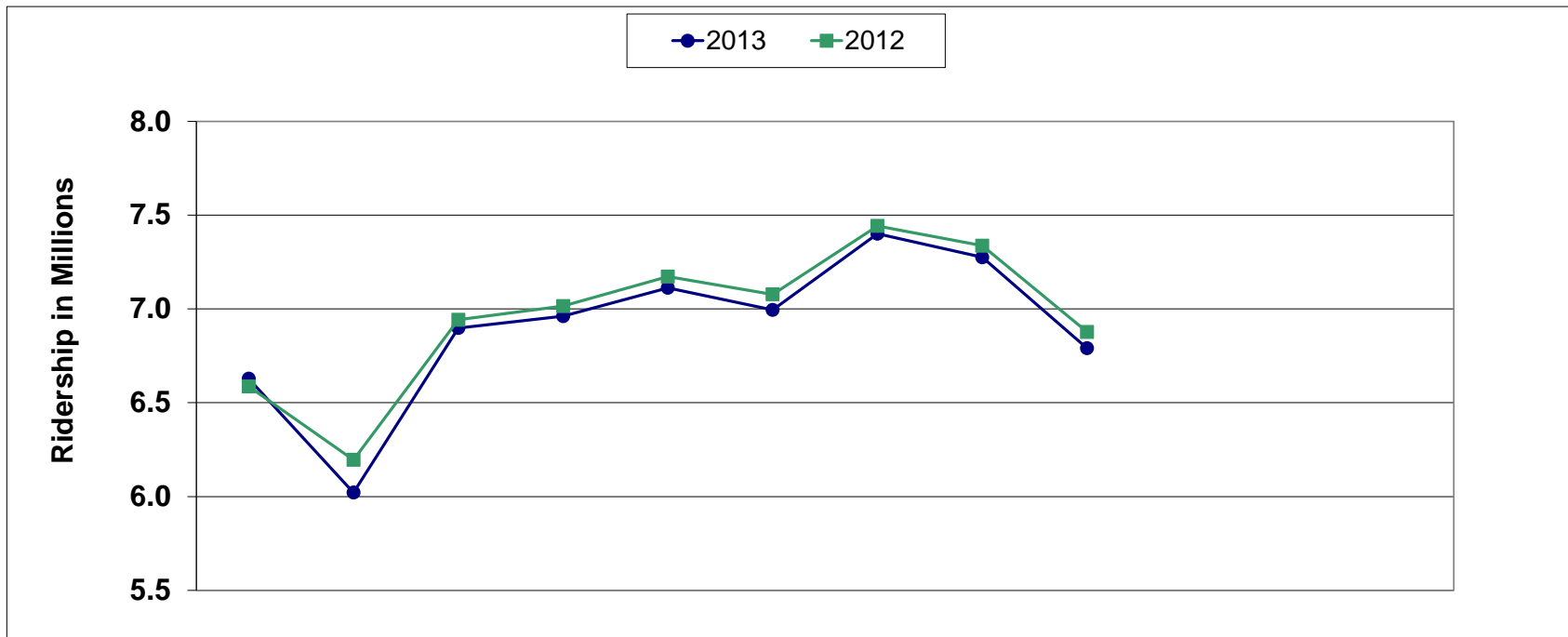
- September 2013 total ridership was 6.791 million vs. 6.877 million in September 2012 (calendar adjusted for one more work day in 2013), resulting in a decrease of 86,629 passengers, or a 1.3% decrease compared to September 2012.
- September 2013 commutation ridership was 3.865 million vs. 3.901 million in September 2012 (calendar adjusted), resulting in a decrease of 35,842 passengers, or a decrease of 0.9%.
- September 2013 non-commutation ridership was 2.925 million vs. 2.976 million in September 2012 , a decrease of 50,787 passengers, or a decrease of 1.7% (there was one less Saturday in September 2013 compared to September 2012).
- September 2013 revenue was \$53.3 million vs. \$49.8 million, an increase of \$3,482,615 or an increase of 7.0% compared to September 2012.

Year-To-Date

- 2013 YTD total ridership was 62.1 million vs. 62.6 million in 2012, a decrease of 563,992 or a 0.9% decrease compared to 2012, and 0.5% below mid-year forecast.
- 2013 YTD commutation ridership was 35.8 million vs. 36.1 million in 2012, a decrease of 251,833 or a 0.7% decrease compared to 2012, and 0.1% below mid-year forecast.
- 2013 YTD non-commutation ridership was 26.3 million vs. 26.6 million in 2012, a decrease of 312,159 or a decrease of 1.2% compared to 2012, and 1.0% below mid-year forecast.
- 2013 YTD revenue was \$469.6 million vs. \$442.2 million in 2012, an increase of \$27,488,730 or an increase of 6.2% compared to 2012 and 0.2% below mid-year forecast.

SEPTEMBER RIDERSHIP

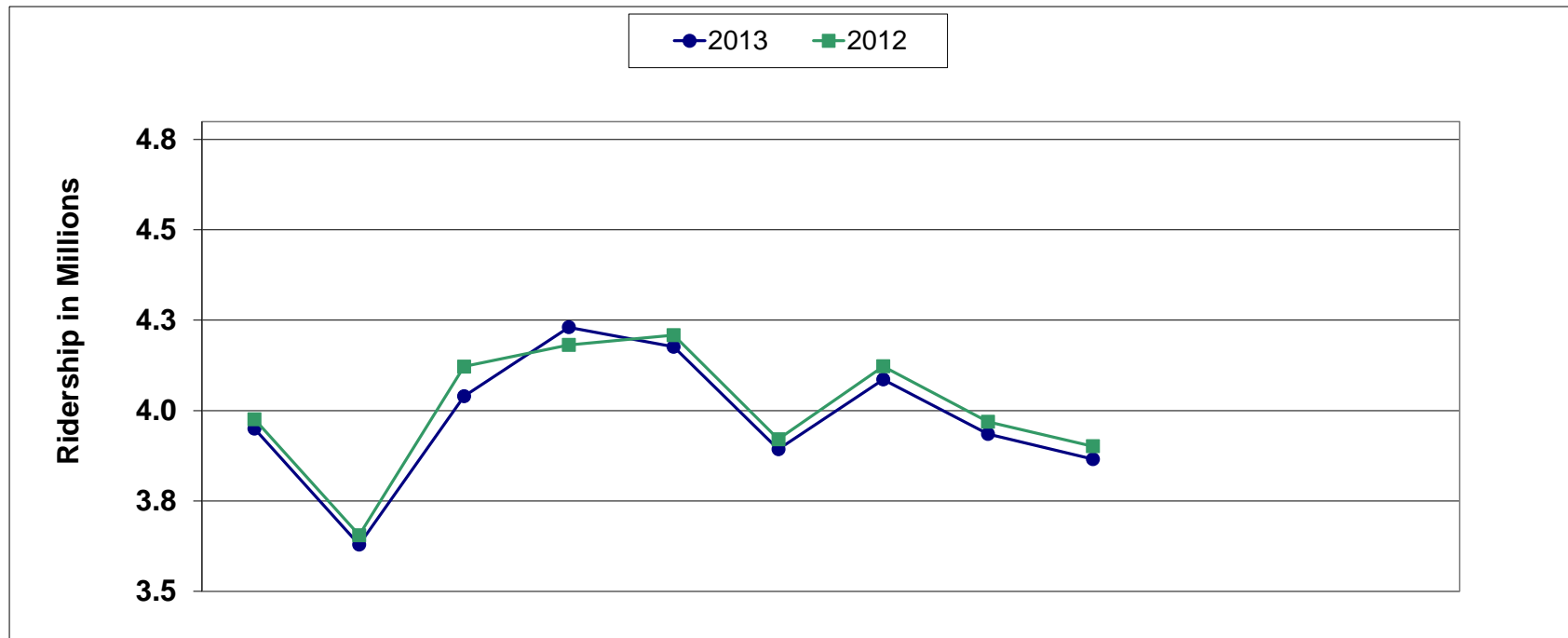
- September's Total Ridership was -1.3% below '12 and -1.0% below Mid Year Forecast.



	Jan	Feb	Mar	Apr	May	Jun	Jul	Aug	Sep	Oct	Nov	Dec	Y-T-D Total
2013	6.6	6.0	6.9	7.0	7.1	7.0	7.4	7.3	6.8				62.1
2012	6.6	6.2	6.9	7.0	7.2	7.1	7.4	7.3	6.9				62.6
PCT CHG.	0.6%	-2.8%	-0.6%	-0.8%	-0.8%	-1.2%	-0.6%	-0.9%	-1.3%				-0.9%

SEPTEMBER COMMUTATION RIDERSHIP

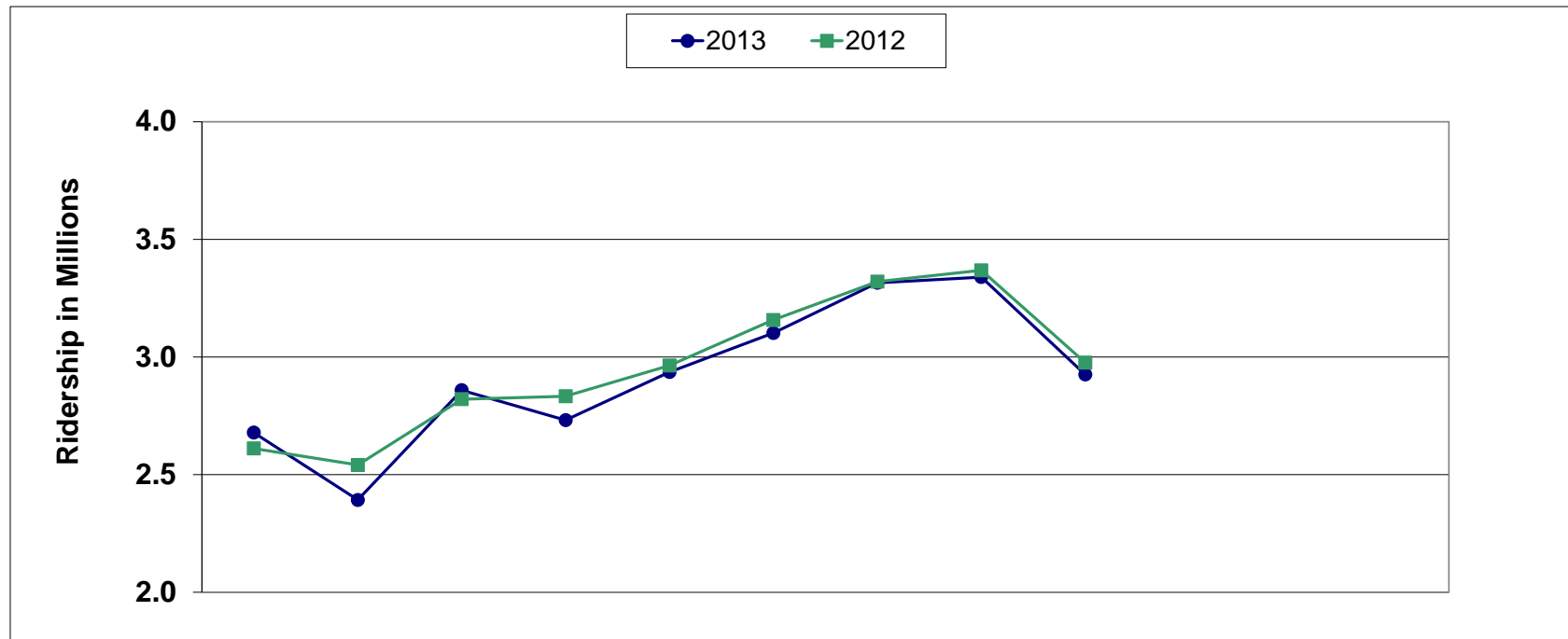
- September's Commutation Ridership was -0.9% below '12 and -0.0% below Mid Year Forecast.



	Jan	Feb	Mar	Apr	May	Jun	Jul	Aug	Sep	Oct	Nov	Dec	Y-T-D Total
2013	3.9	3.6	4.0	4.2	4.2	3.9	4.1	3.9	3.9				35.8
2012	4.0	3.7	4.1	4.2	4.2	3.9	4.1	4.0	3.9				36.1
PCT CHG.	-0.7%	-0.7%	-2.0%	1.2%	-0.8%	-0.7%	-0.9%	-0.9%	-0.9%				-0.7%

SEPTEMBER NON-COMMUTATION RIDERSHIP

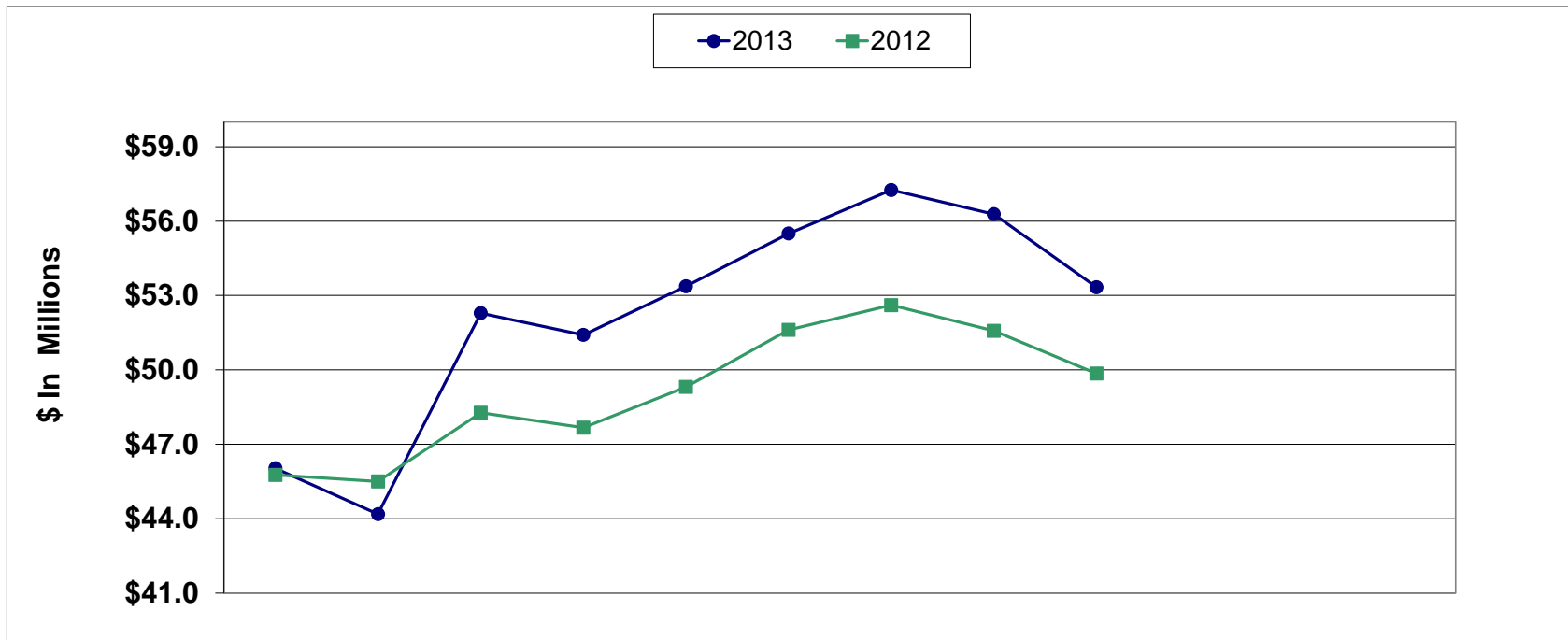
- September's Non-Commutation Ridership was -1.7% below '12 and -2.2% below Mid Year Forecast.



	Jan	Feb	Mar	Apr	May	Jun	Jul	Aug	Sep	Oct	Nov	Dec	Y-T-D Total
2013	2.7	2.4	2.9	2.7	2.9	3.1	3.3	3.3	2.9				26.3
2012	2.6	2.5	2.8	2.8	3.0	3.2	3.3	3.4	3.0				26.6
PCT CHG.	2.6%	-5.8%	1.3%	-3.6%	-0.9%	-1.7%	-0.1%	-0.8%	-1.7%				-1.2%

SEPTEMBER REVENUE

- september's Total Revenue was 7.0% above '12 and -1.8% below Mid Year Forecast.



	Jan	Feb	Mar	Apr	May	Jun	Jul	Aug	Sep	Oct	Nov	Dec	Y-T-D Total
2013	\$46.0	\$44.2	\$52.3	\$51.4	\$53.4	\$55.5	\$57.3	\$56.3	\$53.3				\$469.6
2012	\$45.8	\$45.5	\$48.3	\$47.7	\$49.3	\$51.6	\$52.6	\$51.6	\$49.8				\$442.2
PCT CHG.	0.6%	-2.9%	8.3%	7.8%	8.2%	7.5%	8.8%	9.1%	7.0%				6.2%

**MTA LONG ISLAND RAIL ROAD
RIDERSHIP SUMMARY
SEPTEMBER 2013**

TICKET TYPE/SERVICE	SEPTEMBER 2013	SEPTEMBER 2012	CHANGE VS. 2012	
			NUMBER	PERCENT
COMMUTATION RIDERSHIP	3,865,490	3,901,331	(35,842)	-0.9%
NON-COMMUTATION RIDERSHIP	2,925,211	2,975,998	(50,787)	-1.7%
TOTAL RIDERSHIP	6,790,701	6,877,329	(86,629)	-1.3%

**MTA LONG ISLAND RAIL ROAD
RIDERSHIP SUMMARY
2013 YEAR-TO-DATE**

TICKET TYPE/SERVICE	SEPTEMBER 2013	SEPTEMBER 2012	CHANGE VS. 2012	
			NUMBER	PERCENT
COMMUTATION RIDERSHIP	35,804,876	36,056,709	(251,833)	-0.7%
NON-COMMUTATION RIDERSHIP	26,277,315	26,589,474	(312,159)	-1.2%
TOTAL RIDERSHIP	62,082,191	62,646,183	(563,992)	-0.9%

* 2012 ridership numbers were adjusted using 2013 factors.

**MTA LONG ISLAND RAIL ROAD
REVENUE SUMMARY
SEPTEMBER 2013**

REVENUE	SEPTEMBER 2013	SEPTEMBER 2012	CHANGE VS. 2012	
			AMOUNT	PERCENT
COMMUTATION REVENUE	\$27,819,664	\$25,809,136	\$2,010,528	7.8%
NON-COMMUTATION REVENUE	\$25,512,934	\$24,040,848	\$1,472,086	6.1%
TOTAL REVENUE	\$53,332,598	\$49,849,983	\$3,482,615	7.0%

**MTA LONG ISLAND RAIL ROAD
REVENUE SUMMARY
2013 YEAR-TO-DATE**

REVENUE	SEPTEMBER 2013	SEPTEMBER 2012	CHANGE VS. 2012	
			AMOUNT	PERCENT
COMMUTATION REVENUE	\$242,820,906	\$228,940,582	\$13,880,324	6.1%
NON-COMMUTATION REVENUE	\$226,828,895	\$213,220,489	\$13,608,406	6.4%
TOTAL REVENUE	\$469,649,802	\$442,161,072	\$27,488,730	6.2%