



Metropolitan Transportation Authority

Capital Program Oversight Committee Meeting

May 2015

Committee Members

T. Prendergast, Chair

F. Ferrer

R. Bickford

A. Cappelli

S. Metzger

J. Molloy

M. Pally

A. Saul

J. Sedore

V. Tessitore

C. Wortendyke

N. Zuckerman

Capital Program Oversight Committee Meeting

2 Broadway - 20th Floor Board Room

New York, NY 10004

Monday, 5/18/2015

1:45 - 2:45 PM ET

1. PUBLIC COMMENTS PERIOD

2. APPROVAL OF MINUTES APRIL 27, 2015

- Minutes from April '15 - Page 3

3. COMMITTEE WORK PLAN

- 2015-2016 CPOC Committee Work Plan - Page 6

4. B&T CAPITAL PROGRAM UPDATE

- B&T Capital Program Update - Page 8

- IEC Project Review on Verrazano Narrows Bridge Upper Deck Replacement - Page 32

- IEC Project Review on RFK Bridge Bronx Plaza Deck, HLC Tunnel, QM Tunnel - Page 36

5. CAPITAL PROGRAM STATUS

- Commitments, Completions, and Funding Report - Page 40

Date of next meeting: Monday, June 22, 2015 at 1:15 PM

MINUTES OF MEETING
MTA CAPITAL PROGRAM OVERSIGHT COMMITTEE
April 27, 2015
New York, New York
1:15 P.M.

MTA CPOC members present:

Hon. Thomas Prendergast, Chairman
Hon. Fernando Ferrer
Hon. Andrew Albert
Hon. Robert Bickford
Hon. Susan Metzger
Hon. John Molloy
Hon. Carl Wortendyke

MTA CPOC members not present:

Hon. Alan Cappelli
Hon. Mitchell Pally
Hon. Andrew Saul
Hon. James Sedore
Hon. Vincent Tessitore
Hon. Iris Weinshall

MTA Board members present:

Charles Moerdler

MTA staff present:

Craig Stewart
Michael Wetherell

NYCT staff present:

Mark Bienstock
Deborah Chin
David Knights
Nidhish Patel
Fred Smith

Independent Engineering Consultant staff present:

Joe DeVito
Gerry Gardvits

* * *

Chairman Prendergast called the April 27, 2015 meeting of the Capital Program Oversight Committee to order at 1:50 P.M.

Public Comments Period

There were no public speakers in the public comments portion of the meeting.

Meeting Minutes

Upon motion duly made and seconded, the CPOC members approved the minutes to the previous meeting held on March 23, 2015.

Committee Work Plan

Mr. Stewart announced that there was no change to the CPOC Work Plan.

NYCT Update on Signals and Train Control Division

Mr. Patel first provided an update on the Signals and Train Control Division's CBTC Flushing Line: as he had reported in his last update, the project's substantial completion is scheduled for the second quarter of 2017, and remains within its \$550 million budget. He then provided an update on the Culver Line CBTC Integrated Test Facility, stating that the project remains on schedule for substantial completion in July 2015 and is within the \$101 million budget. Mr. Patel then highlighted several other projects, all of which are currently on schedule and within budget. In its Project Review, the IEC stated that it is in general agreement with project information as provided in NYCT's report. Further details of this presentation, and Committee Members' comments and questions with respect thereto are included in the video recording of the meeting maintained in MTA's records.

NYCT Update on Integrated Service Information and Management, B Division (ISIM-B)

Ms. Chin gave an overview of the Integrated Service Information and Management Program on the B Division, including the following objectives: better service management; better management of safety and security; better customer information; and better operational plans and schedules. She then outlined progress in each of the four modules that comprise the Program. Further details of this presentation, and Committee Members' comments and questions with respect thereto are included in the video recording of the meeting maintained in MTA's records.

NYCT Update on Systems and Security Division

Mr. Bienstock reported on the VHF Radio System Upgrades which, while currently 50 days behind schedule, is within its \$221 million budget. He then updated the Committee on the Bus Command Center, with a projected cost of \$72 million and a scheduled June 2017 substantial completion date, as well as the Bus Radio System, with a projected cost of \$225-\$300 million and a scheduled June 2020 substantial completion date. In its Project Review of the VHF radio, the IEC stated that it is in general agreement with project information as provided in NYCT's report, and asserted that unless the current rate of cut-overs per month increases, the contract end date for completing all sites will not be achieved. Further details of this presentation, and Committee Members' comments and questions with respect thereto are included in the video recording of the meeting maintained in MTA's records.

NYCT Update on Track and Switch Capital Program

Mr. Knights gave a broad overview of the Track and Switch Capital Program, including accomplishments in the 1984-2014 time frame. He then cited highlights of the 2010-2014 Program as well as the proposed 2015-2019 Program. He then demonstrated that in just the first quarter of 2015, 3.7 miles of continuous welded rail were installed, this in comparison to a total of some 30 miles from 2004 through 2014. The presentation concluded by citing specific projects proposed for 2015-2016, including track and switches on the 8th Avenue and Queens Boulevard Lines, as well as 13 miles of continuous welded rail. Further details of this presentation, and Committee Members' comments and questions with respect thereto are included in the video recording of the meeting maintained in MTA's records.

MTA Capital Program Commitments and Completions

Mr. Stewart brought the Committee's attention to the MTA Capital Program Commitments and Completions Report and invited Committee Members' questions, of which there was none.

Metro-North Railroad Risk Assessment Summary

Mr. Stewart brought the Committee's attention to a summary of the risk assessment on the Hudson Line Sandy Restoration Project and invited Committee Members' questions, of which there was none.

Adjournment

Upon motion duly made and seconded, Chairman Prendergast adjourned the April 27, 2015 meeting of the MTA Capital Program Oversight Committee at 2:40 PM.

Respectfully submitted,
Michael Jew-Geralds
Office of Construction Oversight



2015-2016 CPOC Committee Work Plan

I. Recurring Agenda Items

Approval of the Minutes
Committee Work Plan
Commitments/Completions and Funding Report

II. Specific Agenda Items

June 2015

Quarterly MTACC Capital Program Update

- Cortlandt Street Station
- East Side Access
- No. 7-Line Extension
- Second Avenue Subway

Quarterly LIRR and MNR Positive Train Control (PTC) Update

Quarterly Change Order Report

Quarterly Traffic Light Reports

July 2015

NYCT Capital Program Update

- NYCT South Ferry Terminal Complex

NYCT, LIRR, MNR Update on New Fare Payment System

Update on Minority, Women and Disadvantaged Business Participation

Update on Small Business Development Programs

September 2015

Quarterly MTACC Capital Program Update

- Cortlandt Street Station
- East Side Access
- No. 7-Line Extension
- Second Avenue Subway

Update on Capital Program Security Projects (in Exec Session)

Quarterly Change Order Report

Quarterly Traffic Light Reports

October 2015

NYCT Capital Program Update

November 2015

LIRR and MNR Capital Programs Update

- Quarterly Positive Train Control (PTC) Update

December 2015

Quarterly MTACC Capital Program Update

Quarterly Change Order Report

Quarterly Traffic Light Reports

January 2016

NYCT Capital Program Update

NYCT, LIRR, MNR Update on New Fare Payment System

Update on Minority, Women and Disadvantaged Business Participation

February 2016

B&T Capital Program Update

Quarterly LIRR and MNR Positive Train Control (PTC) Update

March 2016

Quarterly MTACC Capital Program Update

Quarterly Change Order Report

Quarterly Traffic Light Reports

April 2016

NYCT Capital Program Update

May 2016

LIRR and MNR Capital Programs Update

- Quarterly Positive Train Control (PTC) Update

Annual CPOC Capital Program Update

Joe Keane, P.E.

Vice President and Chief Engineer

MTA – Bridges and Tunnels

May 18, 2015



Overview

- **Status of 2010-2014 Capital/Sandy Program**
- **Design-Build Update**
- **2015-2019 Program Look Ahead**
- **Major Construction Completions**
- **Verrazano-Narrows Bridge Program Update**
- **Tunnel Restoration Projects**
- **Robert F. Kennedy Bridge Program Update**



Status of Current 2010-2014 Capital/Sandy Program Commitments

Core Capital Program

2010-2014 Program Commitments:

- Total Program: \$2,076M
- Committed to Date: \$1,785M or (86% of Total)

2015 Commitments (January – April, 2015)

- Planned to date: \$279M (22 Commitments)
- Actual to date: \$257M (22 Commitments)

Sandy Commitments:

- Planned to date: \$563M
- Actual to date: \$507M or (90% of Planned)



Status of Current 2010-2014 Capital Program Completions

2014 Completions:

- Planned: \$156M (5 Completions)
- **Actual: \$288M (8 Completions)**
 - Accelerated from 2015
 - **VN-03B** - Toll Plaza Rehabilitation - **Completed 7 months ahead of schedule**

2015 Completions:

- Planned: \$209M (10 Completions)
- Planned to Date (Jan.-Apr.): \$148M (3 Completions)
- Actual to Date (Jan.-Apr.): \$157M (6 Completions or 75% of Total)
- Major 2015 Completion to Date:
 - **BW-89C** - Reconstruction of the Queens Approach at the BWB - Completed on schedule in January 2015

Bridges and Tunnels



Design-Build Update

Use of Design-Build:

B&T has completed 12 Design-Build projects to date.

Ongoing Design-Build projects include:

- **RK-65R2:** Training Facility (\$12.5M)
- **VN-87:** Substation #1 Rehabilitation (\$12M)
- **MP-21:** Rehab of Rockaway Point Blvd Overpass and Jacob Riis Park Pedestrian Bridge (\$14M)

Design-Build projects currently under procurement:

- **CB-99S/MP-99S:** Replacement of Mechanical & Electrical Equipment at the Marine Parkway Bridge and Cross Bay Bridge

Approximately 15% of the proposed 15-19 program will be Design-Build

- Typical projects range from new buildings, substations and technology based projects, to new ramp construction at the RFK
- Design-Build values range from \$4M to \$100M



2015-2019 Program Proposed Major Construction / Design-Build Contracts

Facility	Project & Description	Project Budget
Bronx-Whitestone Bridge	BW-14: Miscellaneous Structural Rehabilitation	\$67M
Henry Hudson Bridge	HH-88B: Reconstruction of Toll Plazas and Southbound Approach	\$92M
	HH-89: Skewback Retrofit	\$83M
Hugh L. Carey Tunnel	HC-07: Rehabilitation of HCT Ventilation Systems*	\$85M
Queens Midtown Tunnel	QM-81: Rehabilitation of Tunnel Controls and Communication Systems*	\$45M
Robert F. Kennedy Bridge	RK-19/RK-70: Seismic/Wind Retrofit and Structural Rehabilitation/ Miscellaneous Structural Repairs	\$206M
	RK-23C: Construction of New HRD Ramp*	\$138M
Throgs Neck Bridge	TN-49: Replacement of Grid Decks on Suspended Span and Painting on Suspended Span	\$340M
	TN-53: Approach Viaducts Seismic Retrofit & Structural Rehab	\$164M
Verrazano-Narrows Bridge	VN-34: Main Cable & Suspender Rope Testing Ph I	\$42M
	VN-84: Replacement of Upper Level Elevated Approach & Anchorage Decks	\$250M-\$450M

* Design-Build project

Bridges and Tunnels

Major Construction Completions

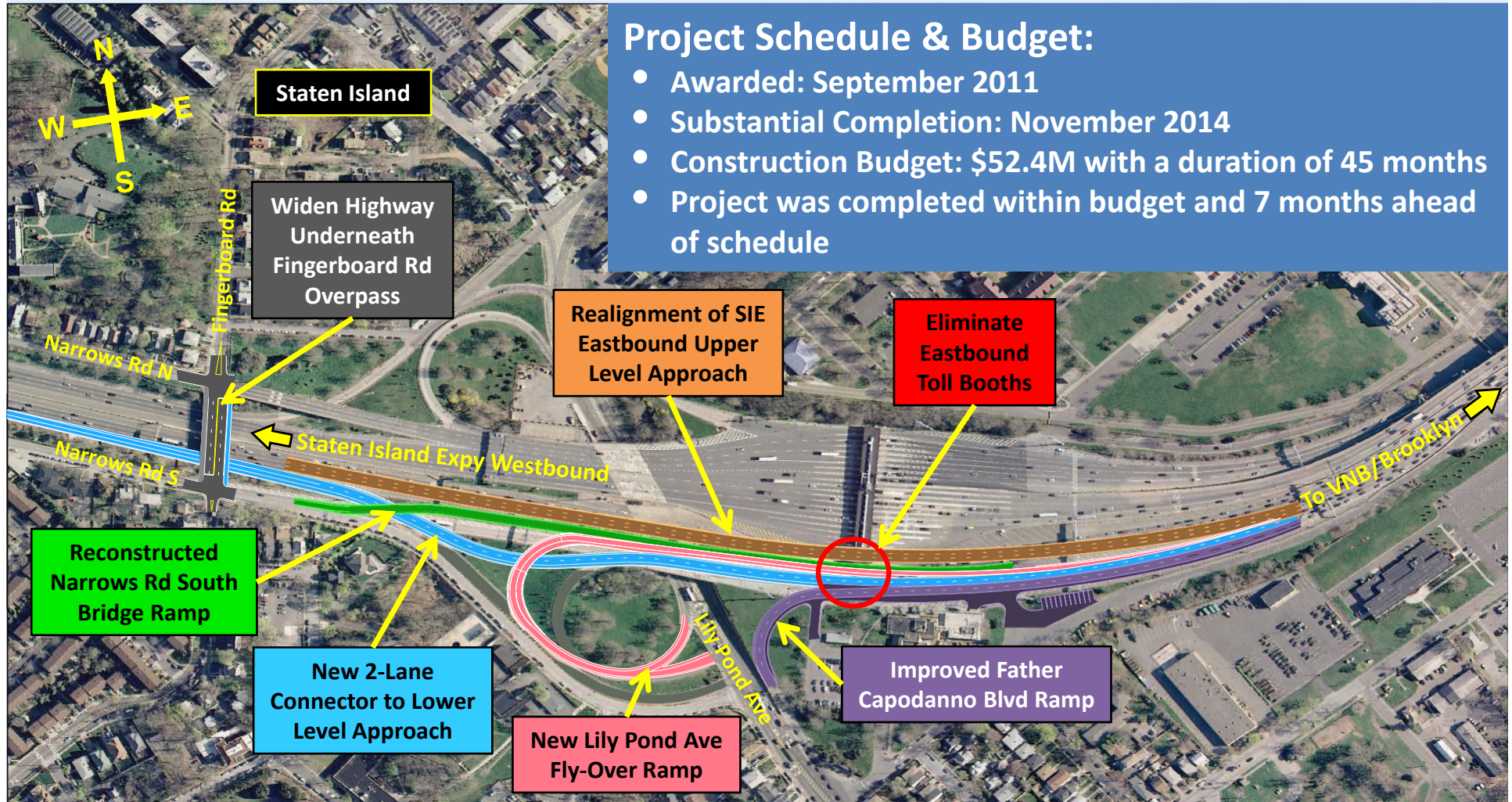


Bridges and Tunnels

Major Completion: Toll Plaza Rehabilitation at the VNB

Project Schedule & Budget:

- Awarded: September 2011
- Substantial Completion: November 2014
- Construction Budget: \$52.4M with a duration of 45 months
- Project was completed within budget and 7 months ahead of schedule



Major Completion: Reconstruction of Queens Approach at the BWB



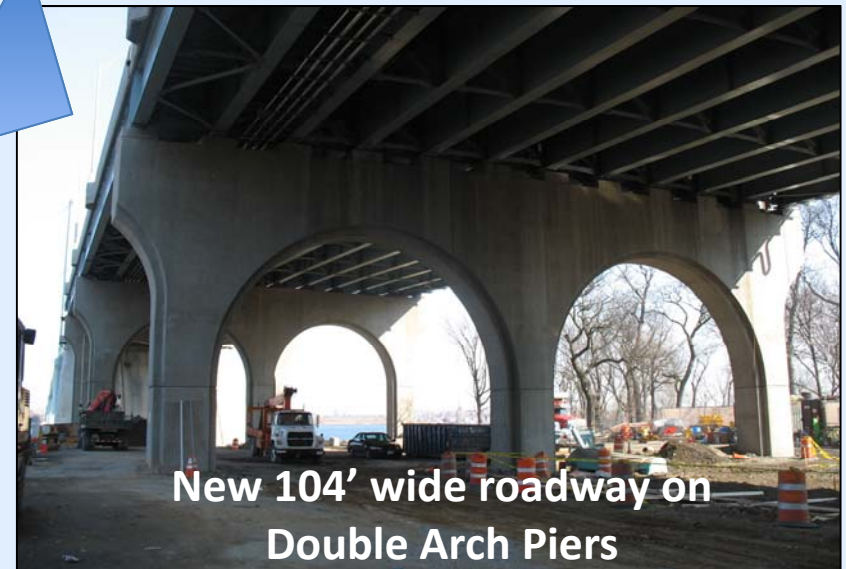
Original 69' wide roadway on Single Arch Piers

Scope of Work:

- Complete replacement of the Queens Approach Structure
 - Includes new foundations, substructure, superstructure and deck as well as new LED roadway lighting, fire standpipe system, and overhead gantry signs
 - Project executed in 6 stages while maintaining 3 lanes of traffic in peak direction using movable barrier system

Project Schedule & Budget:

- Awarded: July 2011
- Substantial Completion: January 2015
- Construction Budget: \$114M with a duration of 42 months
- Project was completed within budget and on schedule



New 104' wide roadway on Double Arch Piers

Major Completion: New Maintenance Facility at the RFK




Scope of Work:

- **Design-Build Project to construct a 34,000 sq. ft. Pre-Engineered Maintenance Facility to house functions previously located under the Manhattan Plaza structure to facilitate plaza reconstruction**

Project Schedule & Budget:

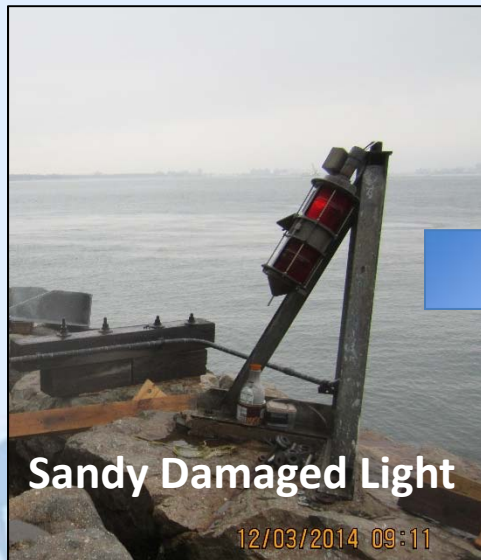
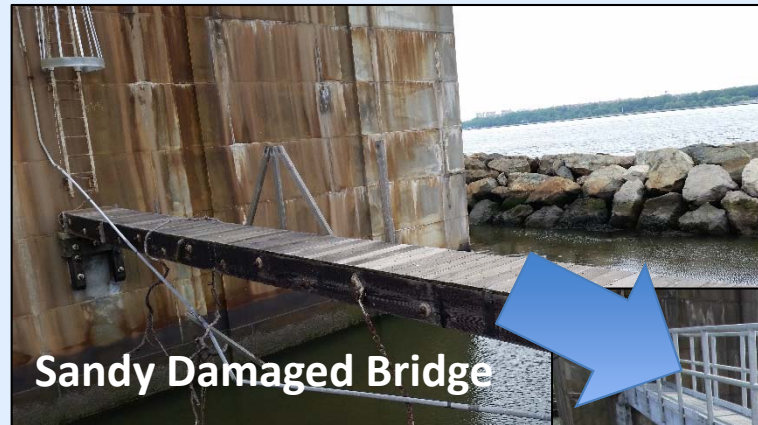
- **Awarded: January 2013**
- **Substantial Completion: August 2014**
- **Construction Budget: \$18.5M with a duration of 16 months**
- **Project was completed within budget and 3 months ahead of schedule**



Sandy Completion: Replacement of Access Bridges and Tower Pier Fender Lights at the VNB

Scope of Work:

- Replacement of six(6) damaged timber access bridges with new galvanized steel access bridges
- Replacement of damaged navigational lights



Project Schedule & Budget:

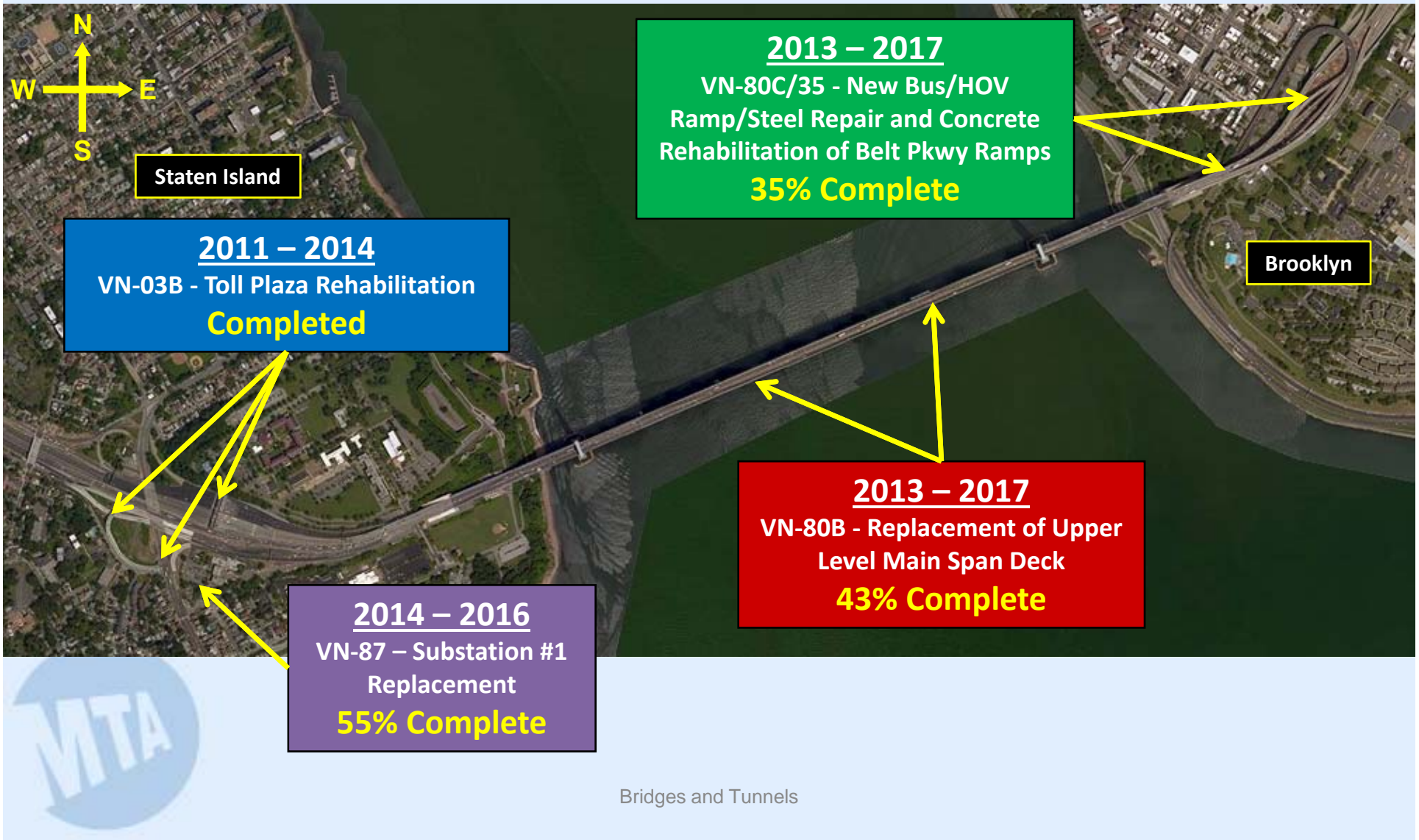
- Awarded: April 2014
- Substantial Completion: April 2015
- Construction Budget: \$898K with a duration of 12 months
- Project was completed within budget and on schedule

Verrazano-Narrows Bridge Program Update



Bridges and Tunnels

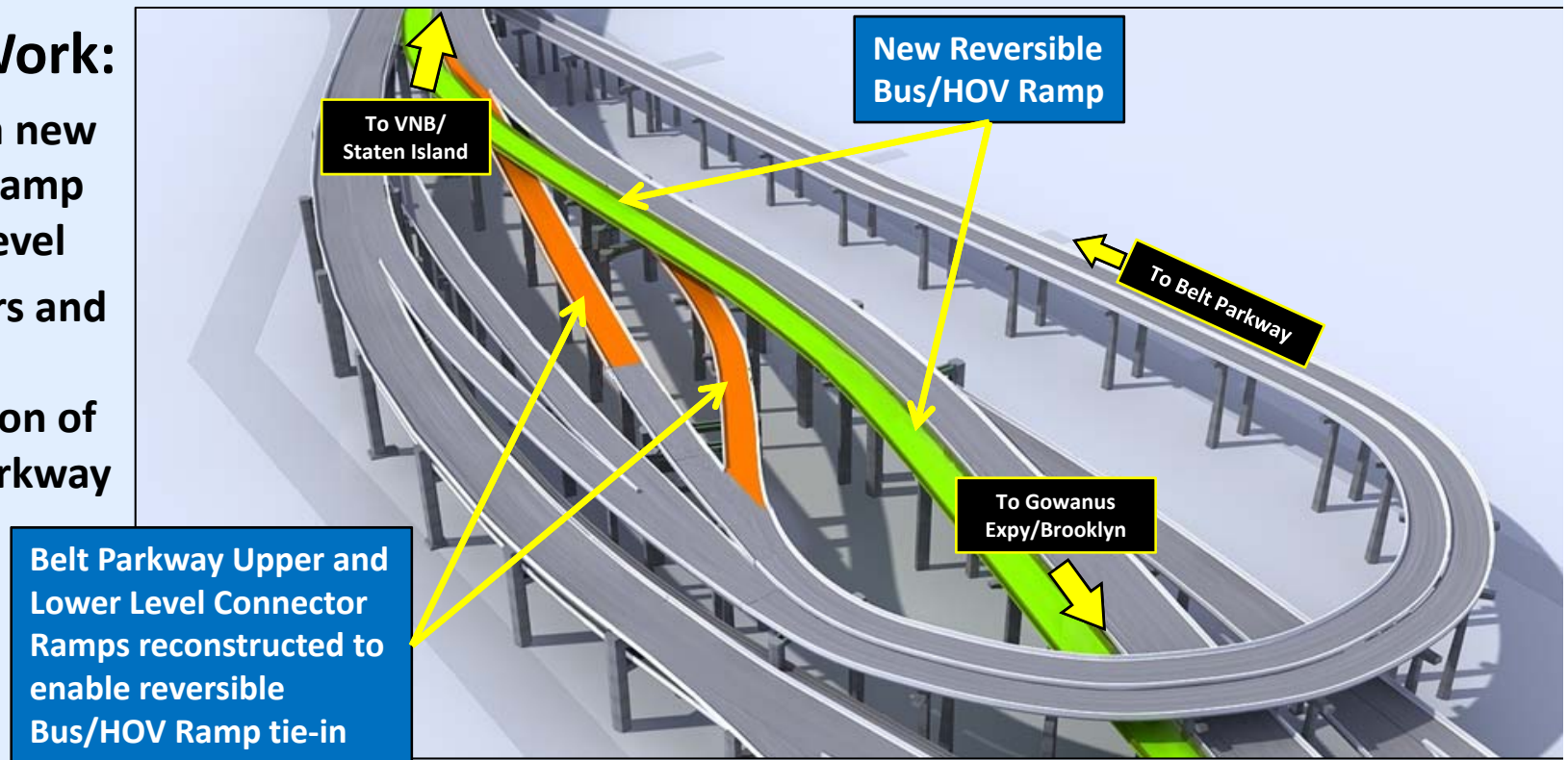
Verrazano-Narrows Bridge Program Update



Ongoing Projects at the VNB: VN-80C/35 – Construction of New Bus/HOV Ramp/Steel Repairs and Concrete Rehabilitation of the Belt Parkway Ramps

Scope of Work:

- Construct a new Bus/HOV Ramp to Upper Level
- Steel repairs and concrete rehabilitation of the Belt Parkway Ramps




Project Schedule & Budget:

- Awarded: December 2013
- Construction Budget: \$88.5M with a duration of 42 months
- Project is 35% complete and on schedule

Bridges and Tunnels



Ongoing Projects at the VNB: VN-80B – Replacement of the Upper Level Deck




Scope of Work:

- Deck Replacement
- Reconfigure deck to accommodate Bus/HOV Lane (7th lane)
- New LED roadway lighting and sign structures

Gantry Crane

Project Schedule & Budget:

- Awarded: November 2012
- Construction Budget: \$248M with a duration of 60 months
- Project is 43% complete and is on budget with substantial completion predicted on time
- Deck fabrication is over 80% complete with the first delivery of panels currently being installed



Bridges and Tunnels

Ongoing Projects at the VNB: VN-87 – New 5kV Switchgear Substation



Exterior of New Substation

Scope of Work:

- Design-Build Project to construct a new 5kV Switchgear Substation
- Install new 1,500 kW Standby Generator
- Install new Duct Banks
- Demolish existing electrical equipment

Project Schedule & Budget:

- Awarded: February 2014
- Design-Build Budget: \$12M with a duration of 27 months
- Project is 55% complete and on schedule



Interior of New Substation

Tunnel Restoration Projects



Bridges and Tunnels

Restoration of Hugh L. Carey and Queens Midtown Tunnels

HLC & QM Tunnels

Scope of Work:

- Replacement of interior finishes
- Rehabilitation/upgrade of Electrical, Communication and Mechanical Systems
- Rehabilitation of the Brooklyn Toll Plaza at the HLCT
- Rehabilitation of the Manhattan Exit Plaza at the QMT



HLCT Project Schedule & Budget:

- Awarded: December 2014
- Construction Budget: \$296.1M with a duration of 48 months
- Traffic impacts mitigated via scheduled series of nighttime + weekend closures
- Project is in early stages of construction

QMT Project Schedule & Budget:

- Awarded: April 2015
- Construction Budget: \$245.5M with a duration of 48 months
- Traffic impacts mitigated via scheduled series of nighttime + weekend closures

Sandy Small Business Mentoring Program (SBMP) at the HLC & QM Tunnels

Ceiling Panel Removal at the HLCT



Contract BB-28X2: Removal of Suspended Veneer Ceiling Panel System at the HLCT

- Contract awarded to JMC Stone (SBMP Tier 1) on November 3, 2014 in the amount of \$548,000
- Contract was completed 2 months ahead of schedule and within budget

Contract QM-40X2: Removal of Suspended Veneer Ceiling Panel System at the QMT

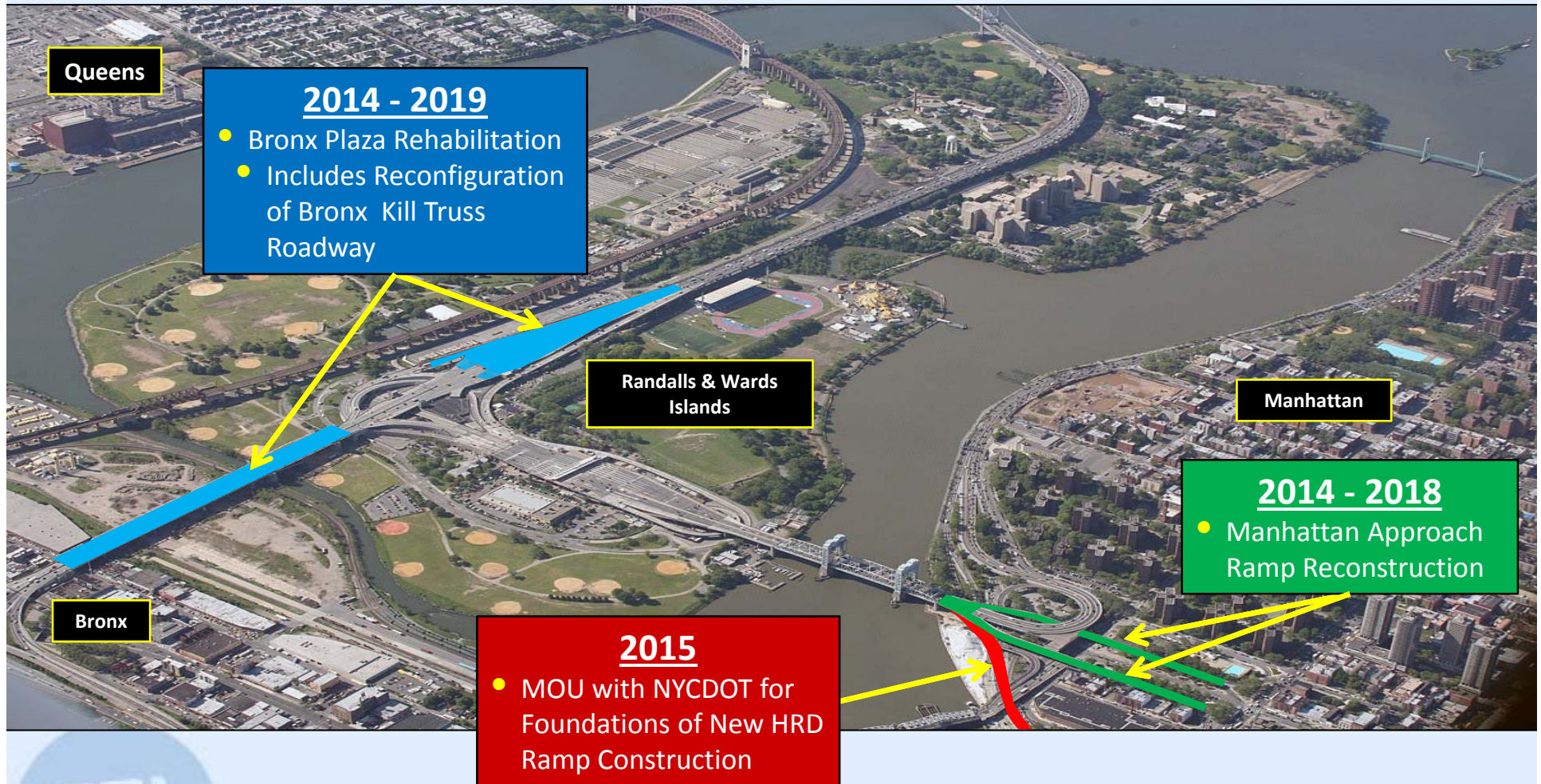
- Contract awarded to BHW Contracting, Inc. (SBMP Tier 2) on March 24, 2015 in the amount of \$1.8M
- Contract Duration: 6 months

Robert F. Kennedy Bridge Program Update



Bridges and Tunnels

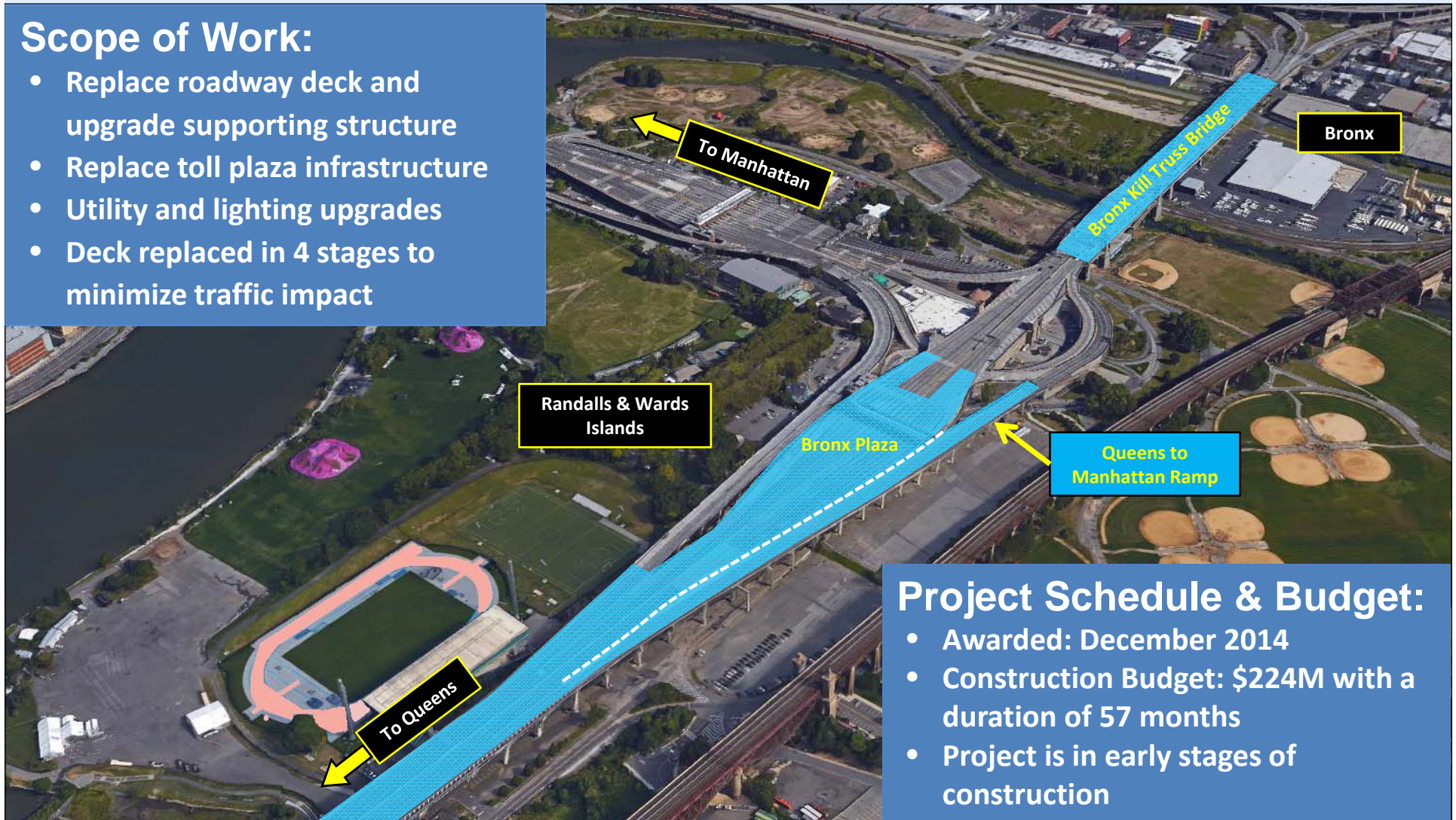
Robert F. Kennedy Bridge Program Update



Ongoing Projects at the RFK: Bronx Plaza Rehabilitation

Scope of Work:

- Replace roadway deck and upgrade supporting structure
- Replace toll plaza infrastructure
- Utility and lighting upgrades
- Deck replaced in 4 stages to minimize traffic impact



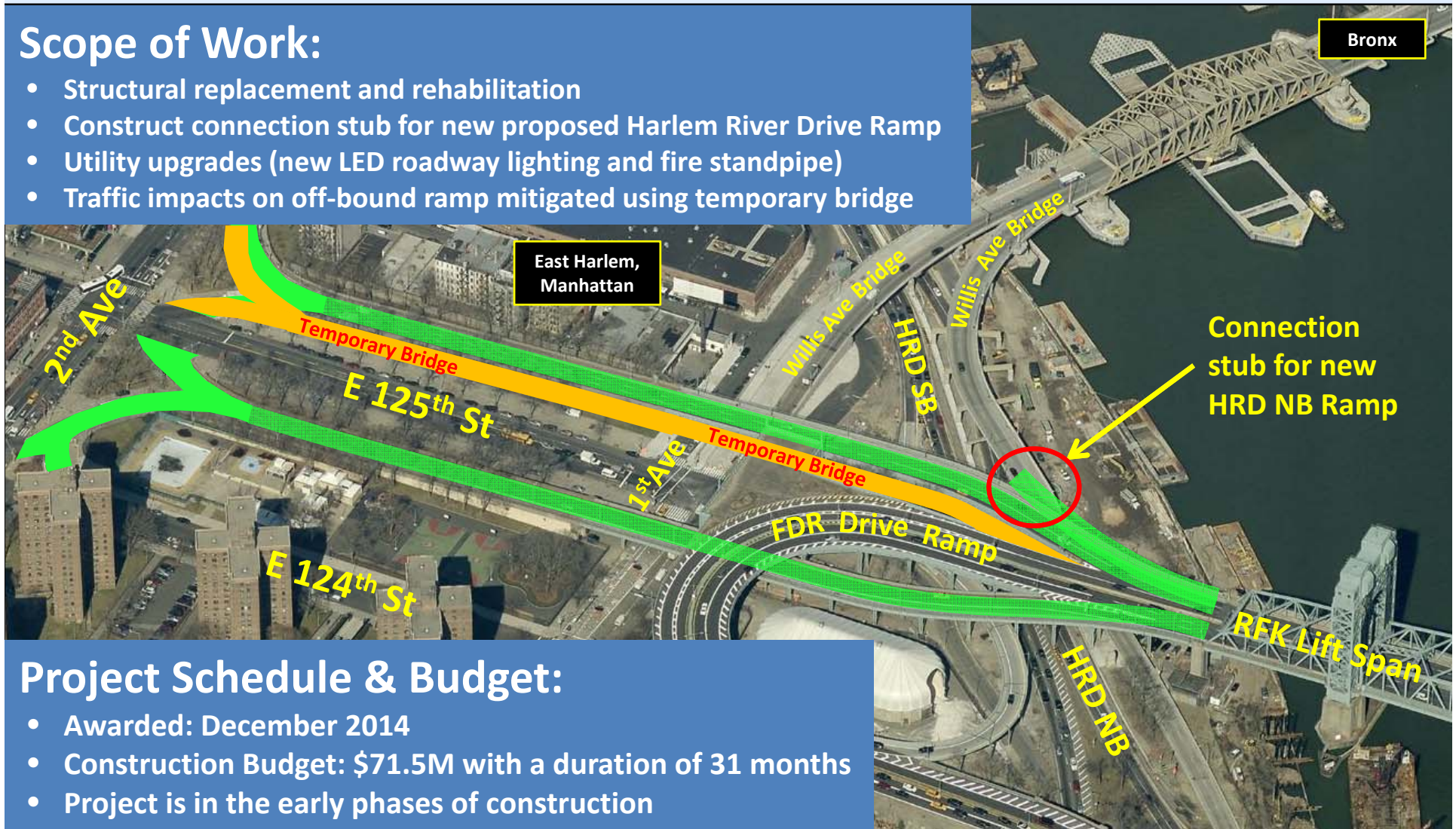
Project Schedule & Budget:

- Awarded: December 2014
- Construction Budget: \$224M with a duration of 57 months
- Project is in early stages of construction

Ongoing Projects at the RFK: Rehabilitation of the Manhattan Approach Ramps

Scope of Work:

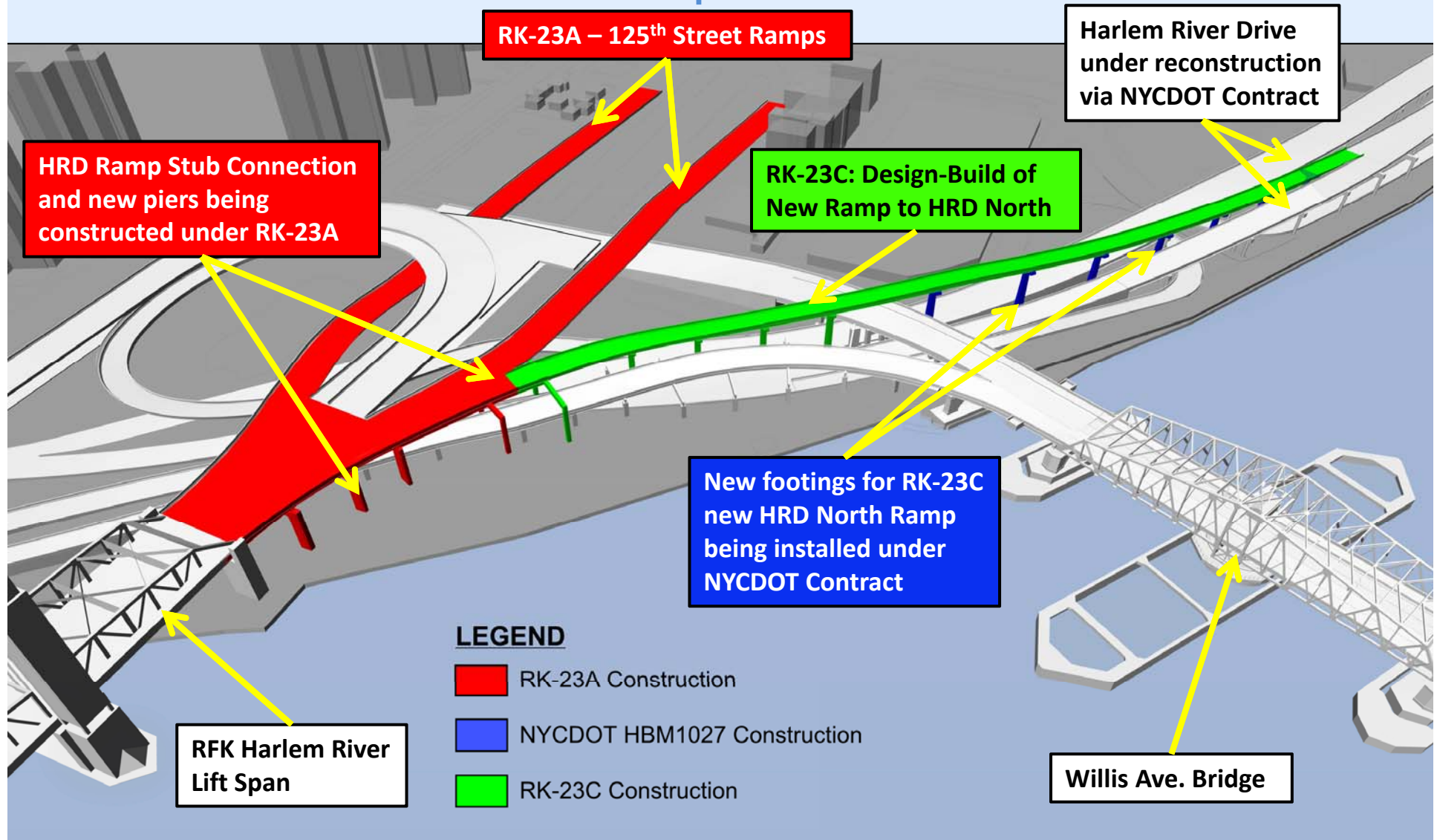
- Structural replacement and rehabilitation
- Construct connection stub for new proposed Harlem River Drive Ramp
- Utility upgrades (new LED roadway lighting and fire standpipe)
- Traffic impacts on off-bound ramp mitigated using temporary bridge



Project Schedule & Budget:

- Awarded: December 2014
- Construction Budget: \$71.5M with a duration of 31 months
- Project is in the early phases of construction

RK-23C – New Harlem River Drive (HRD) North Ramp at the RFK



Bridges and Tunnels

May 2015 CPOC IEC Project Review



Verrazano Narrows Bridge Upper Deck Replacement

May 18, 2015



Budget Review

Verrazano Narrows Bridge Upper Deck Replacement (VN80B):

- **Budget:** Currently, the project is on budget and the expenditures to date reflect the percent of project completion.



Schedule Review

- **Schedule** – Based on the approved updated schedule, the project is on schedule for substantial completion in November 2017.
- Approximately 30% of the orthotropic panels have been delivered to the contractor's storage facility, meeting the critical path requirement of the updated schedule. All of these panels have met B&T's quality requirements.
- As of April 30, 2015, the manufacturing of the remaining panels is proceeding on schedule.



Observation

- In the opinion of the IEC the project is well managed and appropriate steps are taken to mitigate cost and schedule risks.



May 2015 CPOC IEC Project Review



RK-65A

**RFK Bridge Bronx Plaza Rehabilitation
&**

BB-28/28S, BB-54

**Hugh Carey Tunnel Restoration
&**

QM-18, QM-40/40S

Queens Midtown Tunnel Reconstruction

May 18, 2015



IEC RK-65A Review

- **Bronx Toll Plaza (RK-65A)**
 - **Budget**
 - The project is currently within budget.
 - **Schedule**
 - The recently submitted contractor's baseline CPM schedule is currently under review by B&T.
 - IEC is currently performing an independent review of the schedule.
 - **Construction activities**
 - Based on the information currently available, the IEC concurs with the construction progress to date.



IEC BB-28/28S,BB-54 Review

- **Hugh Carey Tunnel Restoration (BB-28/28s, BB-54)**
 - **Budget**
 - The project expenditures to date reflect the work performed and the project is within budget.
 - **Schedule**
 - Revised Baseline CPM is conditionally accepted.
 - **Construction activities**
 - The IEC concurs with the progress to date.
 - **SBMP**
 - Successful coordination & completion of a Tier 1 project on a critical activity.



IEC QMT Review

- **Queens Midtown Tunnel Restoration (QM-40/40s, QM-18)**
 - **Budget** (Bid cost)
 - 10% below the engineer's estimate.
 - **Schedule**
 - Conditional Award granted on April 23, 2015.
 - The IEC will review and monitor for the timely submission of the baseline CPM.



MTA Capital Program Commitments & Completions

through April 30th, 2015

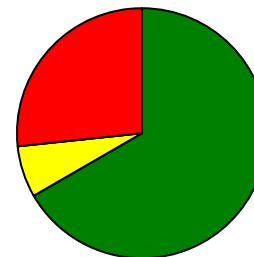
Capital Projects – Major Commitments – April 2015

34 major commitments are planned for 2015, totaling \$3.1 billion. Only projects funded in approved capital plans are included. Projects scheduled for the proposed 15-19 plan will be added subsequent to plan approval. Through April, fifteen major commitments are being reported on. Four projects are late, notably, NYCT's CBTC Queens Boulevard Phase 1 and CBTC Equipment Supplier for Interoperability. Additional year-to-date commitments will be reported on as the year progresses.

Through April, agencies have committed \$1.2 billion versus a \$1.5 billion YTD goal. The YTD shortfall is predominantly due to projects delayed within the year, partially offset by high bids at NYCT, LIRR and MTA Bus Company. By year-end, the MTA forecasts committing 108% of its \$3.1 billion goal predominantly due to unplanned commitments from MTACC as well as unplanned commitments and increased estimates for projects at both NYCT and LIRR.

The MTA continues to track 2014 major commitment goals that slipped beyond 2014. These are reported quarterly. The next report will be produced with June 2015 data.

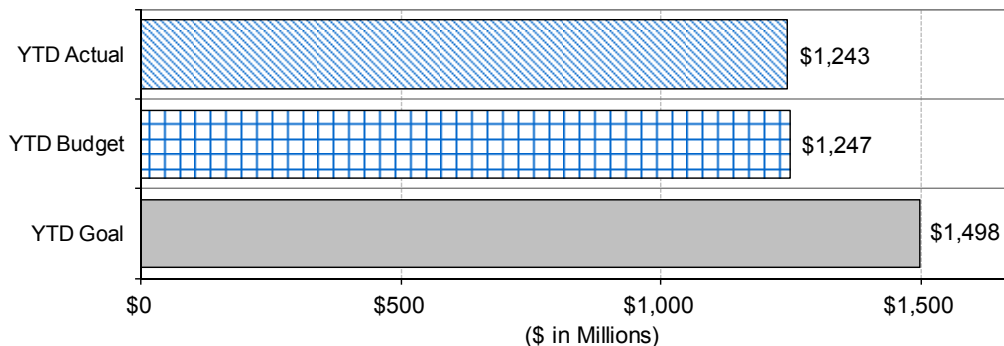
Year-to-Date Major Commitments



	Count	Percent	Change from Prior Month
GREEN = Commitments made/forecast within Goal	10	67%	↑ 4
YELLOW = Commitments delayed beyond Goal (already achieved)	1	7%	↑ 1
RED = Commitments delayed beyond Goal (not yet achieved)	4	27%	↑ 2
	15	100%	↑ 7

Budget Analysis

2015 Annual Goal	\$3,119	(\$ in millions)
2015 Annual Forecast	108%	of Annual Goal
Forecast left to Commit	63%	(\$2,122)



Year-to-Date Agency Breakdown

2015 Goals	Prior month variance		
	GREEN	YELLOW	RED
New York City Transit			
3	3		+2 RED
Long Island Rail Road			
3			
Metro-North Railroad			
1			+1 RED
Bridges and Tunnels			
4	+4 GREEN		
Capital Construction Company			
1		+1 YELLOW	
MTA Bus Company			
MTA Police Department			

Capital Projects – Major Commitments – April 2015 – Schedule Variances

Actual Results Shaded

Project	Commitment	Goal	Forecast
---------	------------	------	----------

4 All-Agency Red Commitments (3 new this month; net increase of 2)

NYCT

Track & Switches

2015 Track & Switch Program (11 Projects) - 1st Qtr	Construction Award	Feb-15 \$180.4M	May-15 \$180.4M
--	--------------------	--------------------	--------------------

The overall commitment has been delayed due to re-scheduling of Jerome Line track work until May (\$1M out of \$180.4M goal). All 10 other projects have been committed on-time.

Signals & Communications

CBTC: Equipment Supplier Interoperability - (New Item)	Construction Award	Apr-15 \$38.4M	Jun-15 \$38.4M
---	--------------------	-------------------	-------------------

Delay due to protracted procurement period to complete negotiations with prospective bidders.

CBTC: Queens Boulevard Phase 1 - (New Item)	Construction Award	Apr-15 \$213.6M	Jun-15 \$213.6M
--	--------------------	--------------------	--------------------

Delay due to protracted procurement period to complete negotiations with prospective bidders.

MNR

Structures

Replace/Repair Undergrade Bridges - (New Item)	Construction Award	Apr-15 \$10.1M	May-15 \$9.9M
---	--------------------	-------------------	------------------

Full award delayed due to timing of force account commitment.

Project	Commitment	Goal	Forecast
---------	------------	------	----------

1 All-Agency Yellow Commitments (1 new this month)

MTACC

Cortlandt Station

Cortlandt Station Reconstruction - (New Item)	Construction Award	Mar-15 \$110.0M	Apr-15 (A) \$117.7M
--	--------------------	--------------------	------------------------

Delay due to extended negotiations to transfer the contract to the MTA. Cost increase represents executed work orders. Force Account support is not included and will be committed later in the year.

Capital Projects – Major Commitments – April 2015 – Budget Only* Variances

Actual Results Shaded

*for variances of more than \$5 million or 10%

Project	Commitment	Goal	Forecast
---------	------------	------	----------

4 All-Agency Budget Only Commitments (4 new this month)

B&T

Queens Midtown Tunnel

Tunnel Wall and Ceiling Repairs and Leak Control - QMT - (New Item)	Construction Award	Apr-15 \$62.0M	Apr-15 (A) \$36.8M
--	--------------------	-------------------	-----------------------

Cost decrease reflects a favorable bid as part of the QMT Mega- Contract.

Restore QMT - Structural - (New Item)	Construction Award	Apr-15 \$100.1M	Apr-15 (A) \$87.6M
--	--------------------	--------------------	-----------------------

Cost decrease reflects a favorable bid as part of the QMT Mega- Contract.

Restore Control/Comm System, CCTV, Traffic Signals - QMT - (New Item)	Construction Award	Apr-15 \$54.0M	Apr-15 (A) \$90.8M
--	--------------------	-------------------	-----------------------

Cost increase due to refined estimate and high bid for scope of work. The QMT Mega- contract, however, had an overall net decrease due to a favorable bid.

Environmental Cleanup - QMT - (New Item)	Construction Award	Apr-15 \$24.1M	Apr-15 (A) \$7.5M
---	--------------------	-------------------	----------------------

Cost decrease reflects a favorable bid as part of the QMT Mega- Contract.

Capital Projects – Major Completions – April 2015

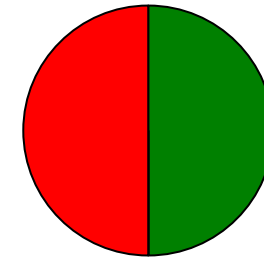
25 major completions are planned for 2015, totaling \$2.6 billion. Through April, six projects are being tracked. Three projects are late: NYCT's Bus Time Customer Information System, Sandy restoration Greenpoint Tube Equipment Restoration and ESA's 55th St. Vent Plant. Additional year-to-date completions will be reported on as the year progresses.

Through April, agencies completed \$669 million versus a \$903 million YTD goal. The YTD shortfall is mostly due to delay of completions within year, partially offset by early completion of non-major goals.

By year-end, the MTA forecasts meeting 103% of its \$2.6 billion goal due to increased estimates for a number of 2015 NYCT completions.

The MTA continues to track 2014 major completions goals that slipped beyond 2014. These are reported quarterly. The next report will be produced with June 2015 data.

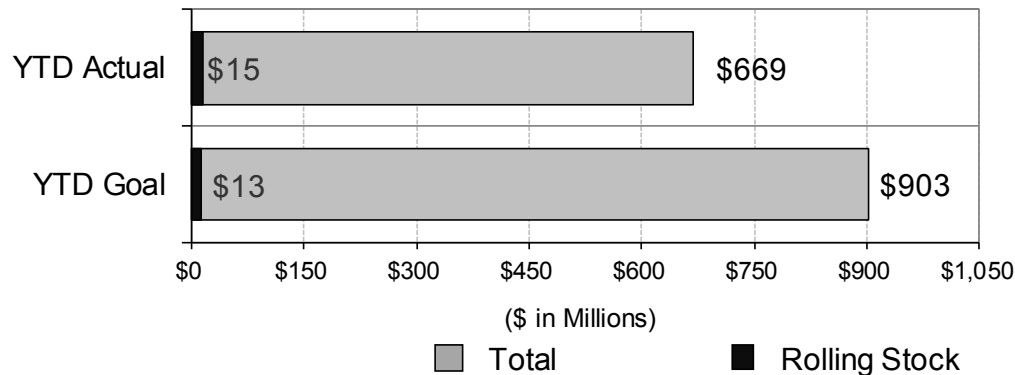
Year-to-Date Major Completions



	Count	Percent	Change from Prior Month
GREEN = Completions made/forecast within Goal	3	50%	-
YELLOW = Completions delayed beyond Goal (already achieved)	0	-	-
RED = Completions delayed beyond Goal (not yet achieved)	3	50%	↑ 3
	6	100%	↑ 3

Budget Analysis

2015 Annual Goal	\$2,551	(\$ in millions)
2015 Annual Forecast	103%	of Annual Goal
Forecast left to Complete	75%	(\$1,965)



Year-to-Date Agency Breakdown

2015 Goals	Prior month variance		
	GREEN	YELLOW	RED
New York City Transit			
2	2		+2 RED
Long Island Rail Road			
Metro-North Railroad			
Bridges and Tunnels			
1			
Capital Construction Company			
1			+1 RED
MTA Bus Company			
MTA Police Department			

Capital Projects – Major Completions – April 2015 – Schedule Variances

Actual Results Shaded

Project	Completion	Goal	Forecast
---------	------------	------	----------

3 All-Agency Red Completions (3 new this month)

NYCT

Buses & Depots

Bus Time Customer Information System - (New Item)	Completion	Apr-15 \$48.8M	Dec-15 \$47.6M
--	------------	-------------------	-------------------

Delay due to extension of Capital-funded maintenance in order to allow for training of in-house forces. Cost decrease reflects refined estimate.

Sandy Restoration

Greenpoint Tube Equipment Restoration - (New Item)	Completion	Apr-15 \$37.7M	May-15 \$37.7M
---	------------	-------------------	-------------------

Delay due to pending modification of fan plant remote control system.

MTACC

East Side Access

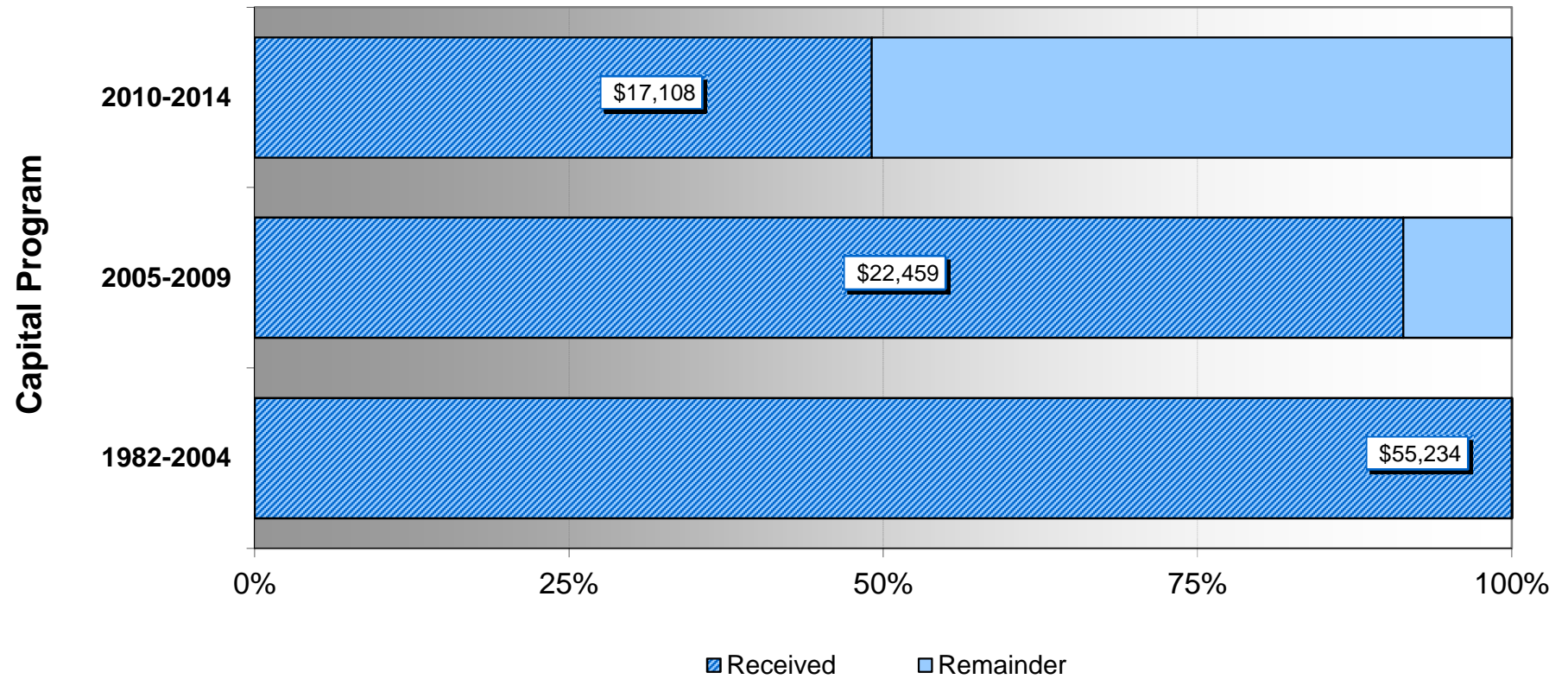
55th Street Vent Plant (CM013A) - (New Item)	Completion	Apr-15 \$58.9M	Oct-15 \$58.9M
---	------------	-------------------	-------------------

Delayed due to extreme cold temperatures, which hindered the productivity of shotcrete activities. Additional 5 month delay due to change in design of hoist system due to unknown site condition.

Status of MTA Capital Program Funding

Capital Funding (April 30, 2015)

\$ in millions



Capital Funding Detail (April 30, 2015)

\$ in millions

	Funding Plan	Receipts		
	<u>Current</u>	<u>Thru Mar</u>	<u>This month</u>	<u>Received to date</u>
2005-2009 Program				
Federal Formula and Flexible Funds	\$5,186	\$5,186	\$ -	\$5,186
Federal New Start	2,810	1,832	186.57	2,018
Federal Security	323	262	-	262
Federal Other	11	11	-	11
Federal ARRA - Stimulus	654	654	-	654
City of New York	418	409	-	409
City #7 Line Extension Funds	2,367	2,138	-	2,138
MTA Bus Federal and City Match	149	142	-	142
Asset Sales and Program Income	1,186	565	-	565
State Transportation Bond Act	1,450	1,064	-	1,064
MTA Bonds (Including LGA)	3,039	3,039	-	3,039
B&T Bonds	1,221	1,221	-	1,221
Bonds from New Sources	5,624	5,624	-	5,624
Other (Including Operating to Capital)	138	126	-	126
Total	24,577	22,272	187	22,459

	Funding Plan	Receipts		
	<u>Current</u>	<u>Thru Mar</u>	<u>This month</u>	<u>Received to date</u>
2010-2014 Program				
Federal Formula, Flexible, Misc	\$5,835	\$5,048	\$333	\$5,381
Federal High Speed Rail	295	295	-	295
Federal Security	206	100	-	100
Federal RIFF Loan	-	-	-	-
City Capital Funds	778	378	-	378
State Assistance	770	150	-	150
MTA Bus Federal and City Match	132	51	-	51
MTA Bonds (Payroll Mobility Tax)	12,703	6,645	-	6,645
Other (Including Operating to Capital)	1,529	585	-	585
B&T Bonds	2,079	634	-	634
Hurricane Sandy Recovery				
Insurance Proceeds/Federal Reimbursement	9,431	2,729	-	2,729
PAYGO	160	160	-	160
Sandy Recovery MTA Bonds	758	-	-	-
Sandy Recovery B&T Bonds	175	-	-	-
Total	34,851	16,775	333	17,108