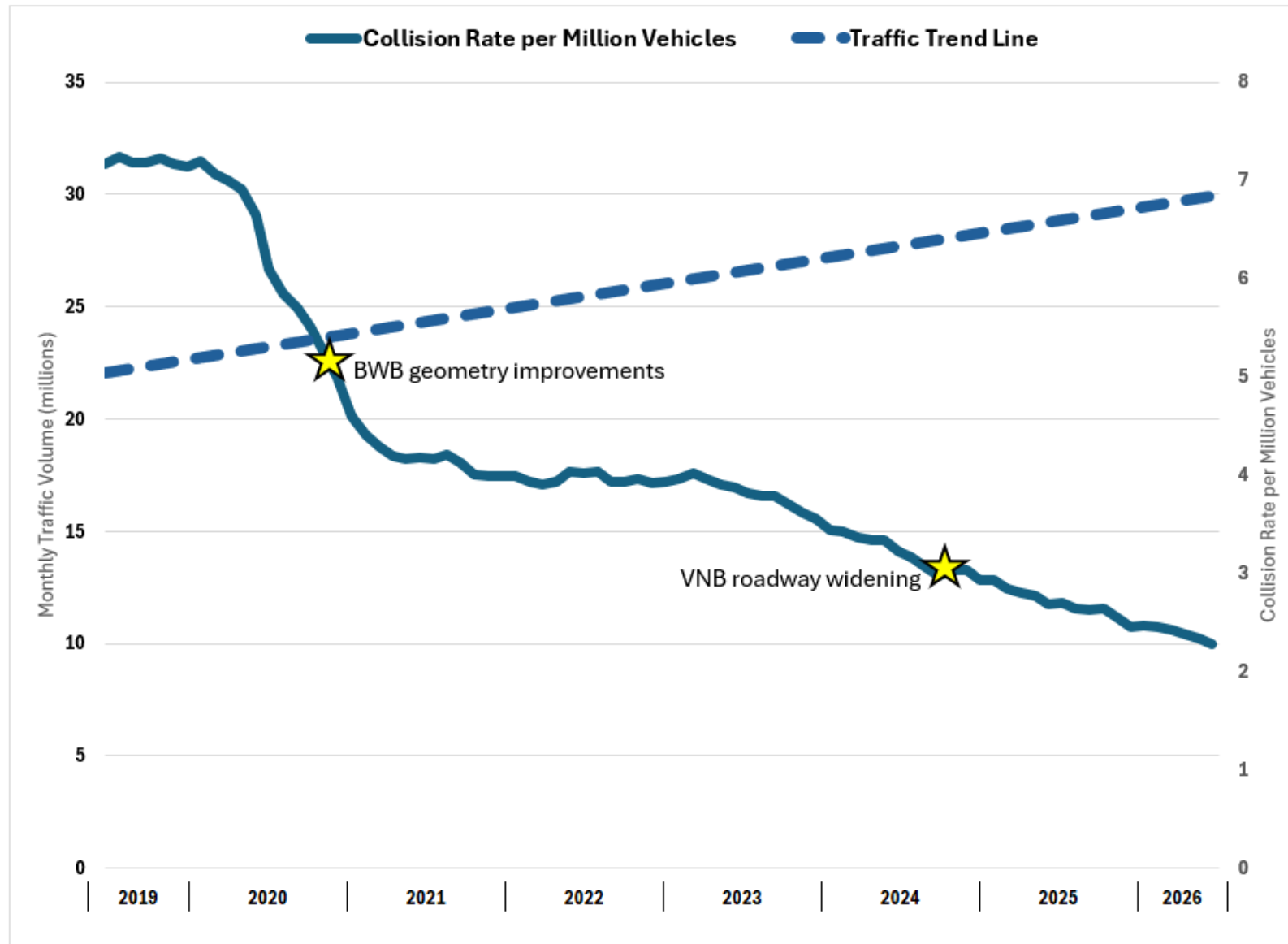


Reducing Collisions Across MTA Bridges and Tunnels' Facilities



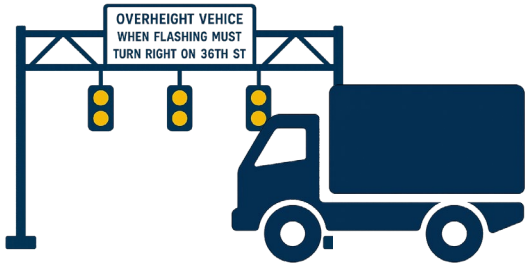
Total Collision Rate vs Traffic Volume



“Engineering” & Operations



75% collision reduction at Bronx-Whitestone Bridge
30% collision reduction at Verrazzano-Narrows Bridge
2,644 driver hours (**110** days of delay) saved over 6 years



2,907 over-height tunnel entries prevented in 2025



6 minutes average incident response time
14% reduction over 5 years

Deterrence & “Enforcement”



TBTA, MTAPD, NYSP visible roadway presence




129 joint enforcement operations

20 regional law enforcement partners



50,000+ safety related summonses issued since 2020

“Education” and Communications



Variable Messaging Signage (VMS)

Social media

Billboards

Press releases and events

Customized text and email service alerts

Statewide Initiatives



2026 National Work Zone Awareness Week

SAFE ACTIONS SAVE LIVES

APRIL 20-24

U.S. Department of Transportation
Federal Highway Administration

MTA Bridges and Tunnels